



Martin-Luther-Universität Halle-Wittenberg,
Lehrstuhl Makromolekulare Chemie, Prof. W. H. Binder
[E-mail : wolfgang.binder@chemie.uni-halle.de](mailto:wolfgang.binder@chemie.uni-halle.de)
www.macrochem.uni-halle.de

Novel nanosized delivery and diagnostic polymeric particles : single chain nanoparticles for 2-photon imaging and drug delivery

Wolfgang H. Binder with Justus Hoffmann/Thümmel and Senbin Chen

Collaboration with Prof. Jan Laufer, Physics department

Martin Luther University Halle-Wittenberg


Macromolecular Chemistry

www.macrochem.uni-halle.de

wolfgang.binder@chemie.uni-halle.de



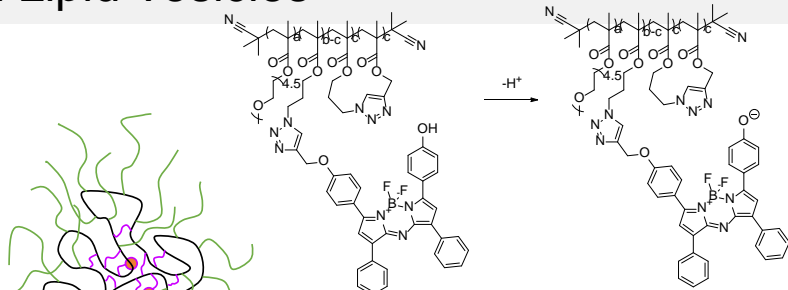
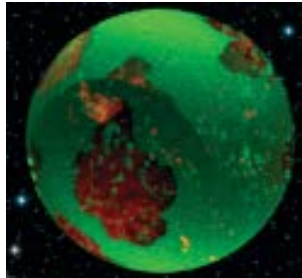
Martin-Luther-Universität
Halle-Wittenberg
Macromolecular Chemistry



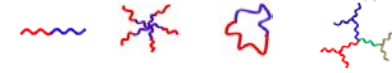
Bio-Material-Research @ AGBinder

Martin Luther University Halle-Wittenberg

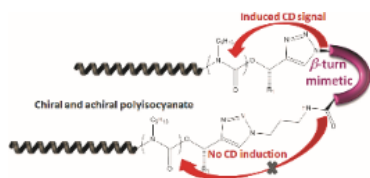
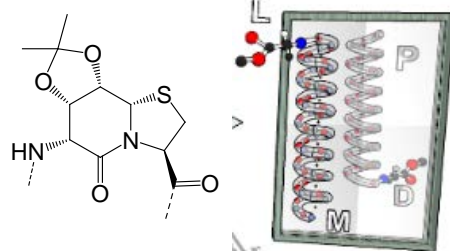
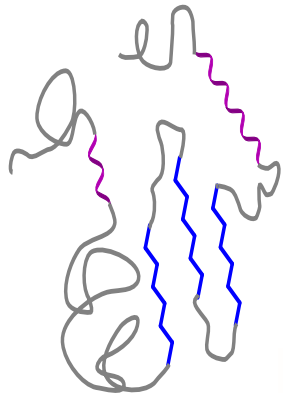

- ❑ Live 3D-Imaging
 - Single Chain Nanoparticles → photacoustics
- ❑ Drug Delivery
 - Polymer-Drug Conjugates / Micellelar Delivery
- ❑ Polymeric and Lipid Vesicles



Polymer Synthesis



- ❑ Synthetic Design of functional Macromolecules via Living Polymerization Methods
- ❑ Homogeneous and Heterogeneous Catalysis
- ❑ Assembly and Degradation



❑ Fibrous Aggregation

- Artificial fibers for neuron regeneration
- Amyloid fibrillation

❑ Biohybridpolymers



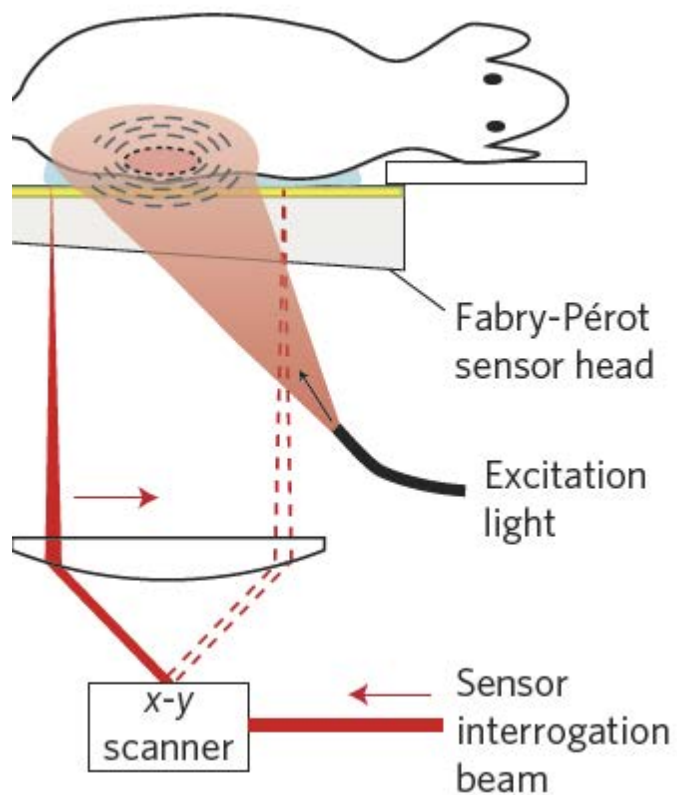
- PEG conjugates with proteins/peptides
- Artificial beta-turn mimetics

❑ Artificial Folding


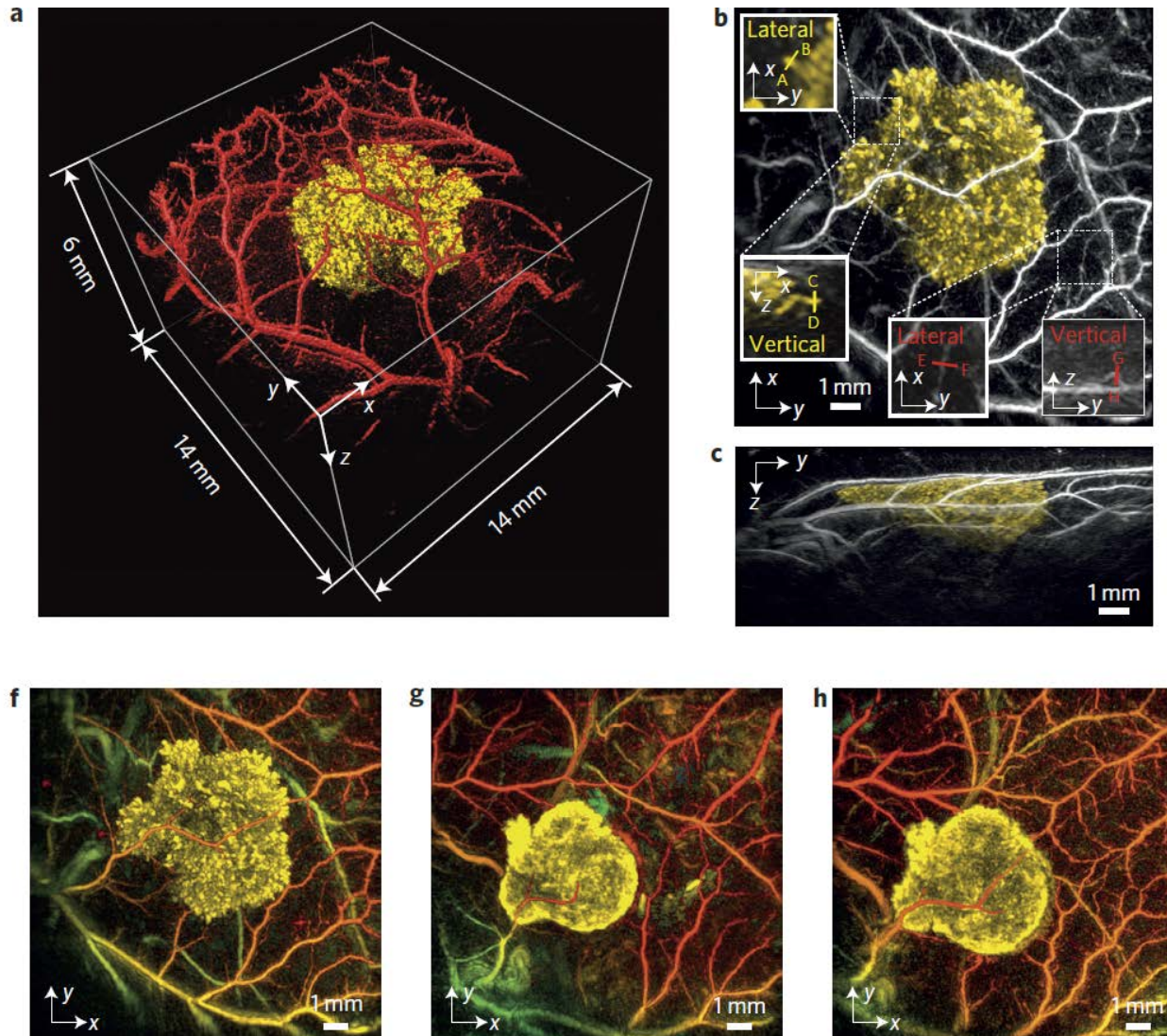
❑ Enzymatic Degradation



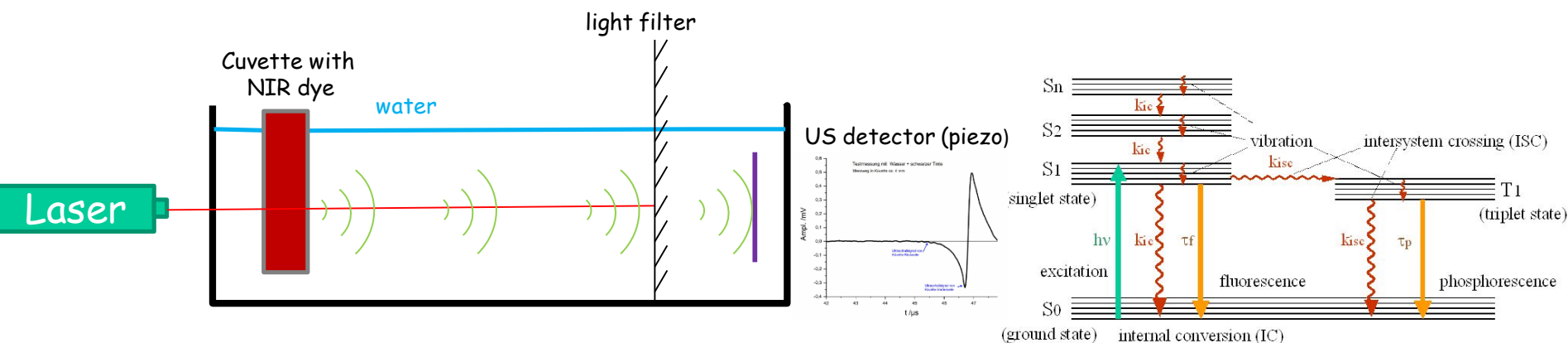
NIR Photoacoustic Imaging (with Prof. Laufer)




NIR Photoacoustic Imaging



NIR Photoacoustic Imaging



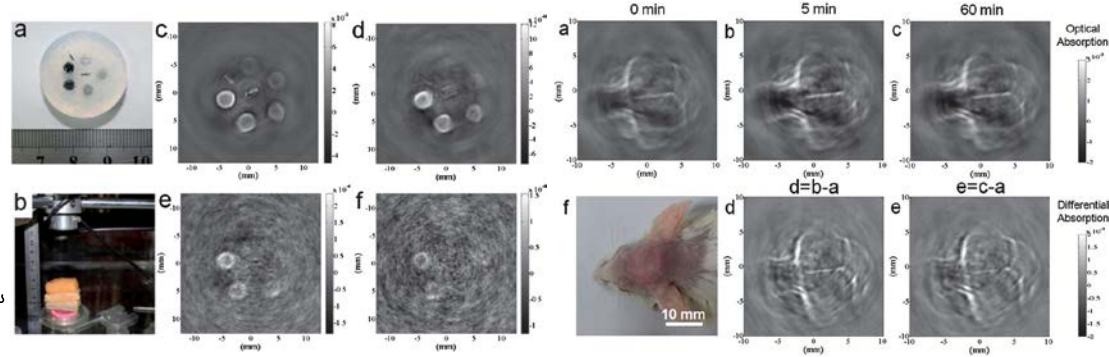
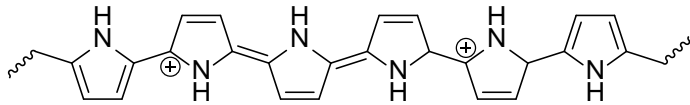
- dye gets excited by laser pulse
- internal conversion of fluorescent dye heats up surrounding molecules
- pulsed excitation with > 20 kHz creates acoustic ultrasonic (US) waves -> waves can be detected
- Relaxation by internal conversion or pump-probe excitation



NIR Dyes for Photoacoustic Imaging


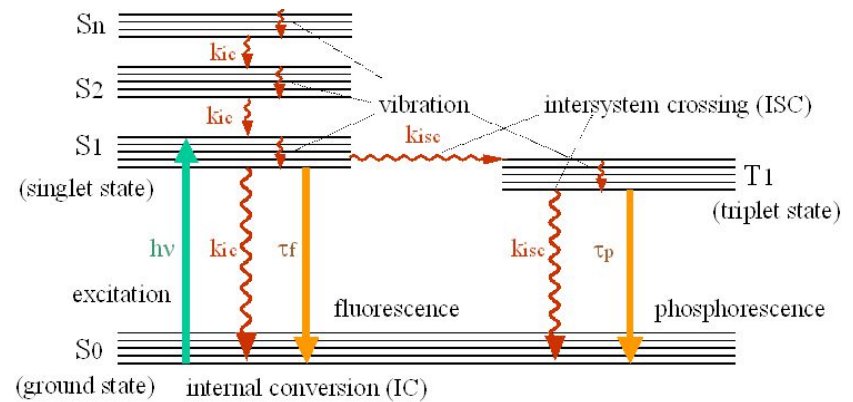
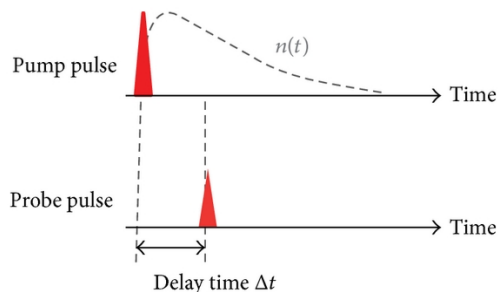
Classic photoacoustic measurements

- heat by internal conversion
- Dyes with low Φ_{FI}
- Metal nanoparticles
- Polypyrrole



Pump-probe photoacoustic measurements

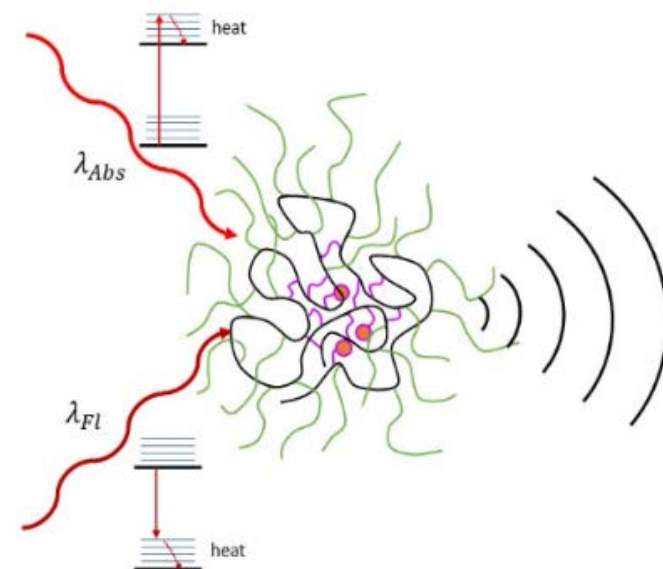
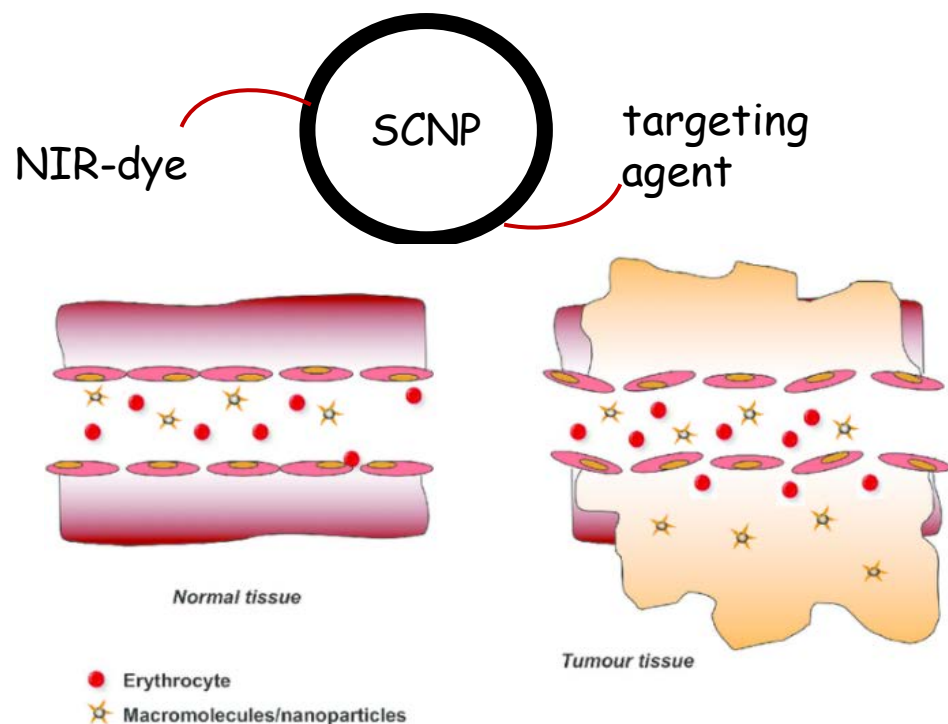
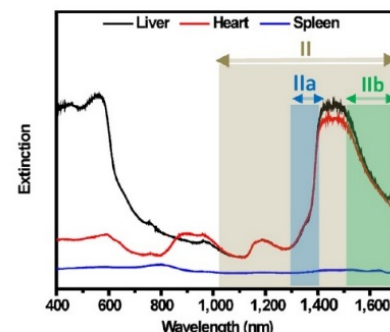
- heat by excitation and forced relaxation
→ vibrational relaxation
- Dyes with high Φ_{FI} and τ_{FI}
- advantage: fluorophore specific contrast



NIR-active Single Chain Nanoparticles (with Prof. Laufer, MLU)




- Biomedical imaging via NIR photoacoustic measurements (cooperation with Prof. Laufer)
- single chain nanoparticles with NIR-fluorescent dyes (and targeting agent)
- particles should be: biocompatible, water dispersable, small (<20 nm)



[6] *Biomacromolecules.*, 2016, 17, 3213-3221


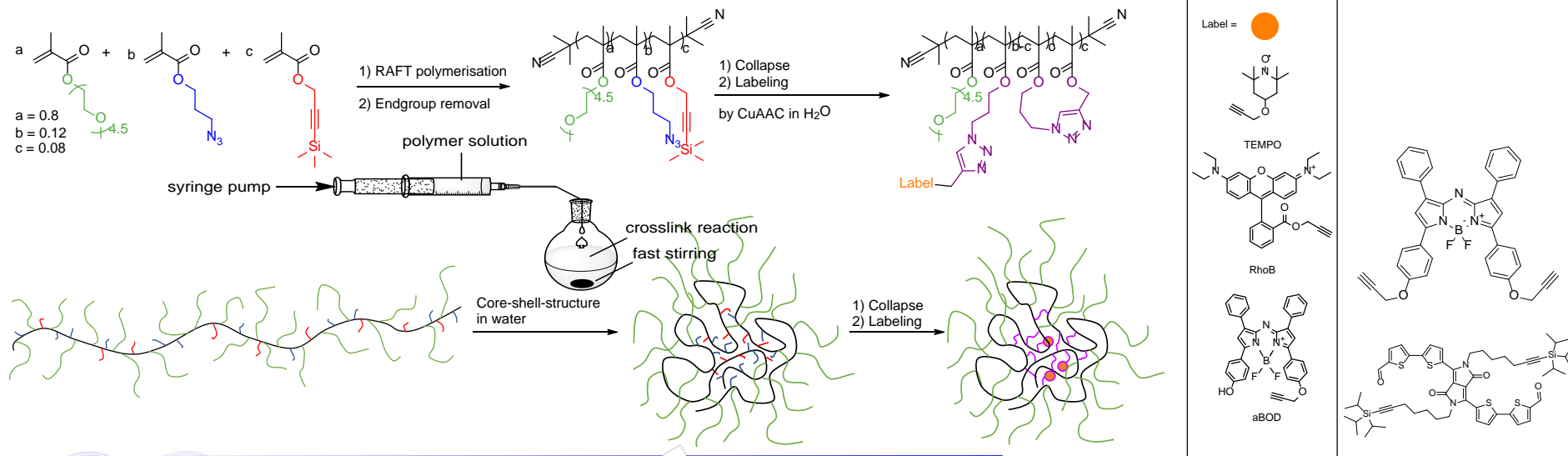
[7] *Chem. Soc. Rev.*, 2014, 43, 6570-6597

[8] *Rev. Sci. Instrum.*, 2006, 77, 041101

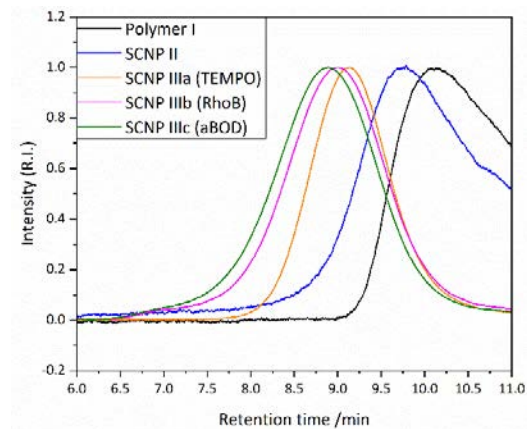
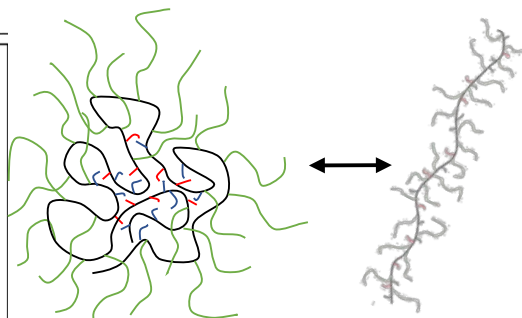
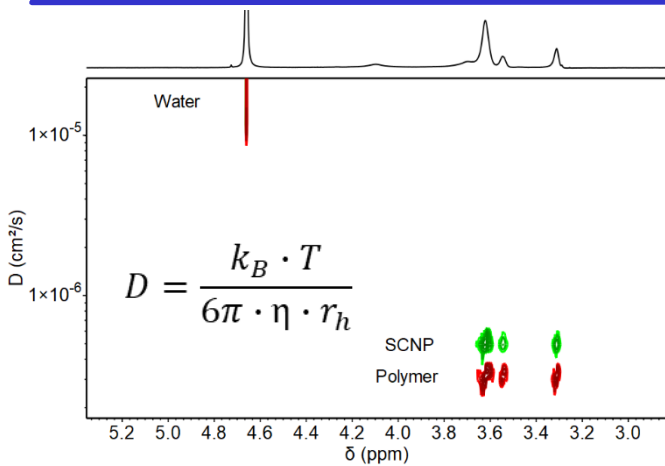


Folding of Single Polymer Chains : NIR- and Catalytically Active Single Chain Nanoparticles

- poly(ethylene glycol) methyl ether methacrylate (PEGMA) as main part of the polymer
- biocompatible, water soluble and other effects (LCST, stealth effect)
- azide and alkyne functionalized methacrylates as crosslinking groups (CuAAC)
- excess of azide to attach NIR fluorescent dye by additional CuAAC
- drug delivery system for a contrast agent for pump-probe photoacoustic imaging
- dye is hidden in the particles core -> no fluorescence quenching by water





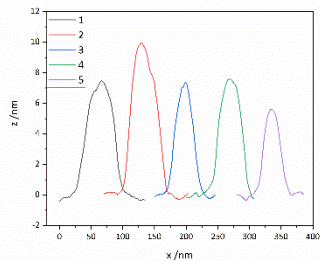
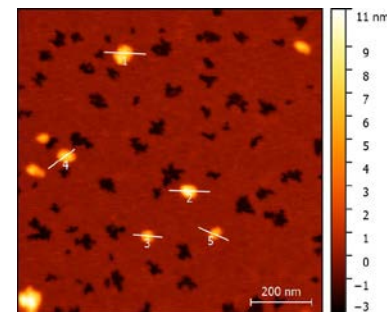
SCNP - Particle Size and Polarity



	$r_{h,DOSY}$ /nm	$r_{h,DLS}$ /nm
Polymer I	5.3	5.2
SCNP II	3.6	4.2
SCNP IIIa (TEMPO)	5.2	4.9
SCNP IIIb (RhoB)	5.2	4.5
SCNP IIIc (aBOD)	4.7	4.6

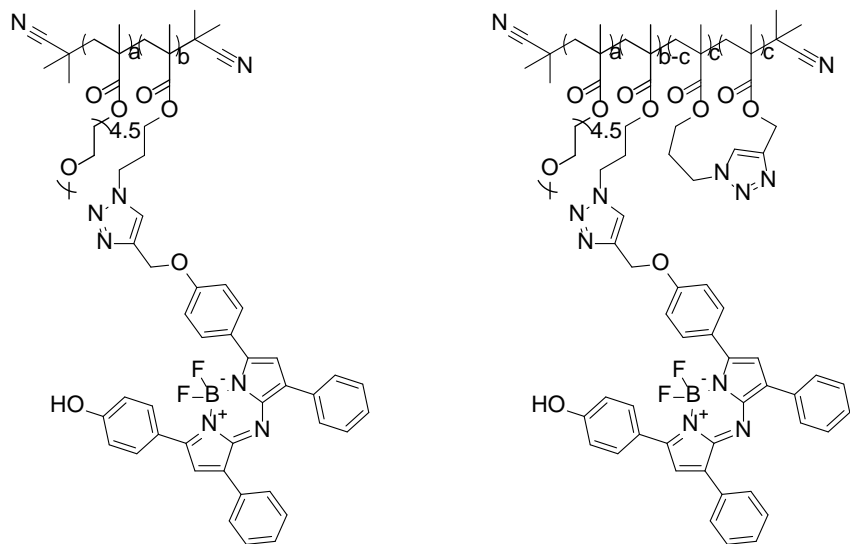
size

polarity


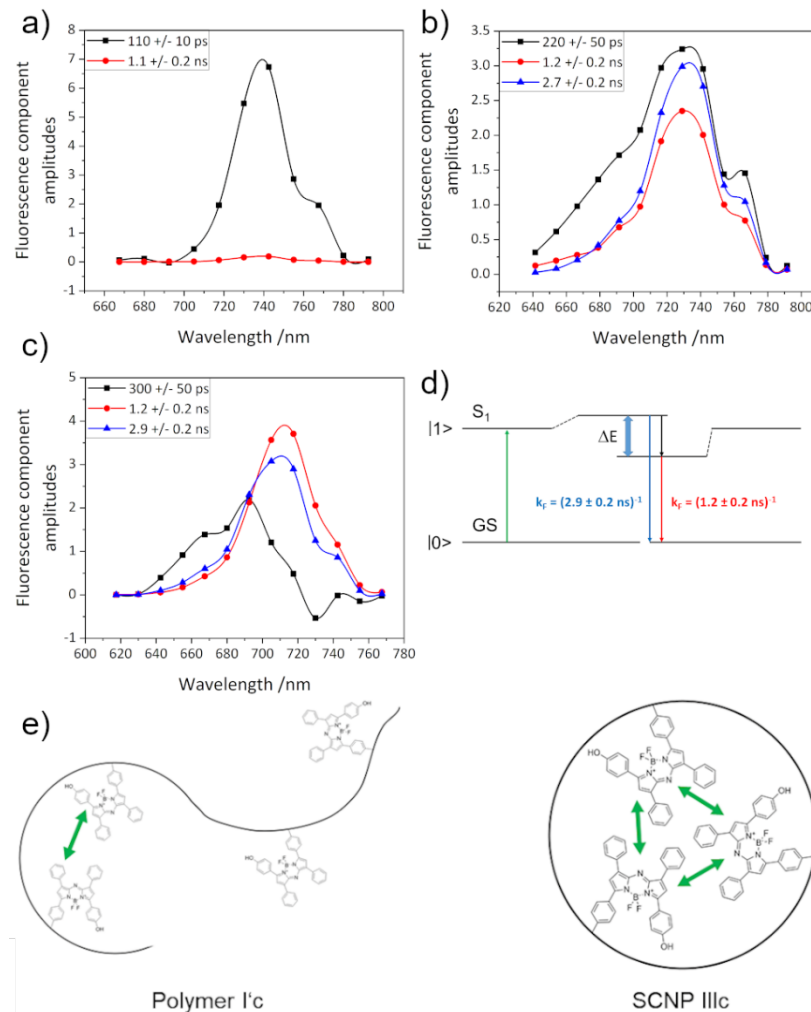


Folding of Single Polymer Chains :

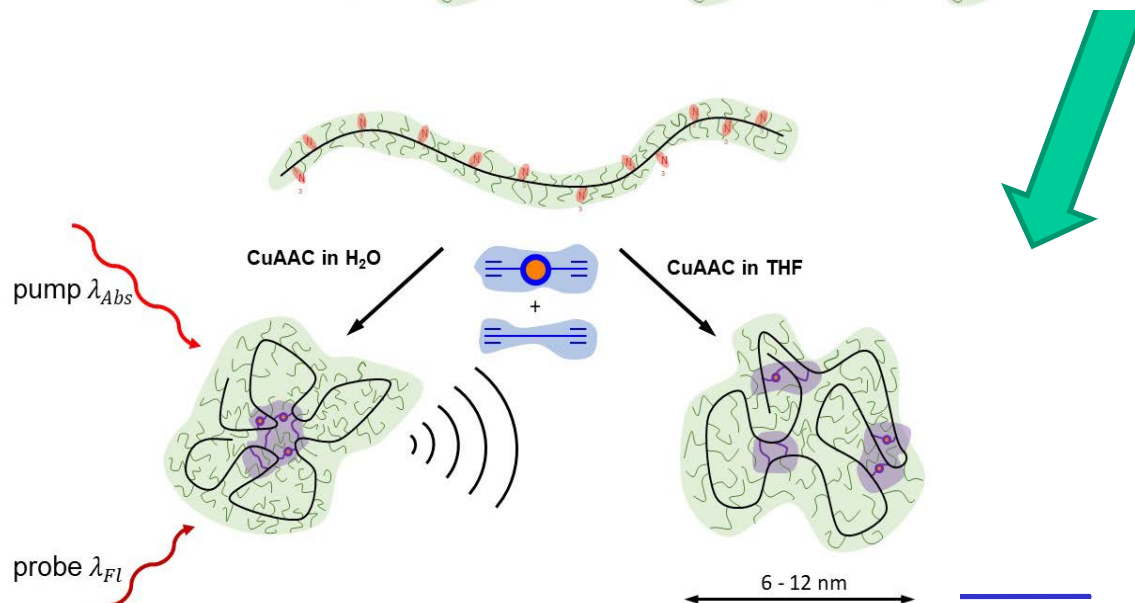
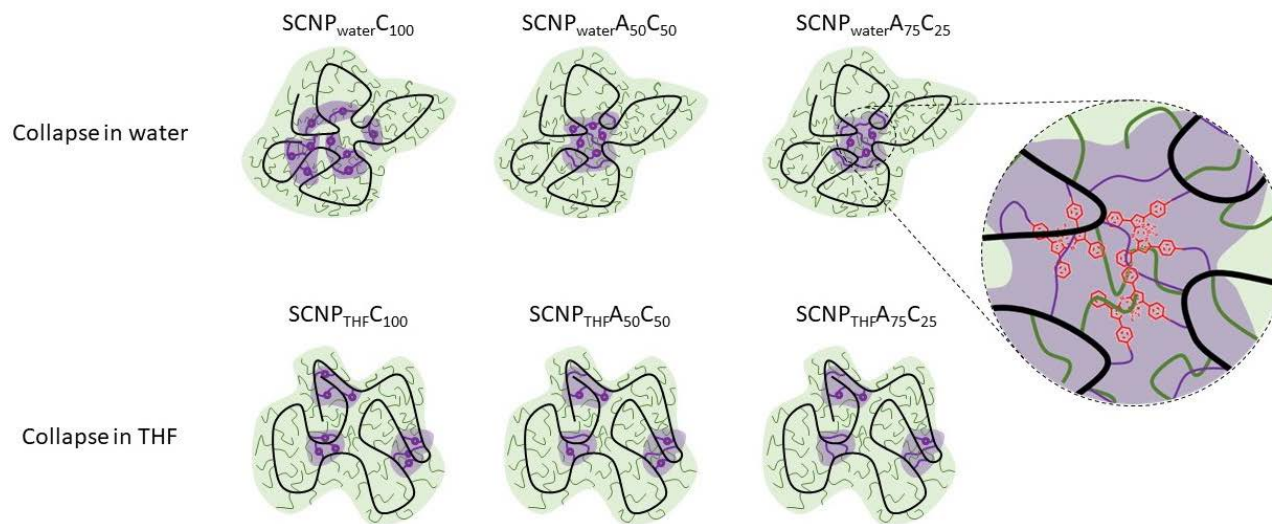
Nanocompartments in Single Chain Nanoparticles




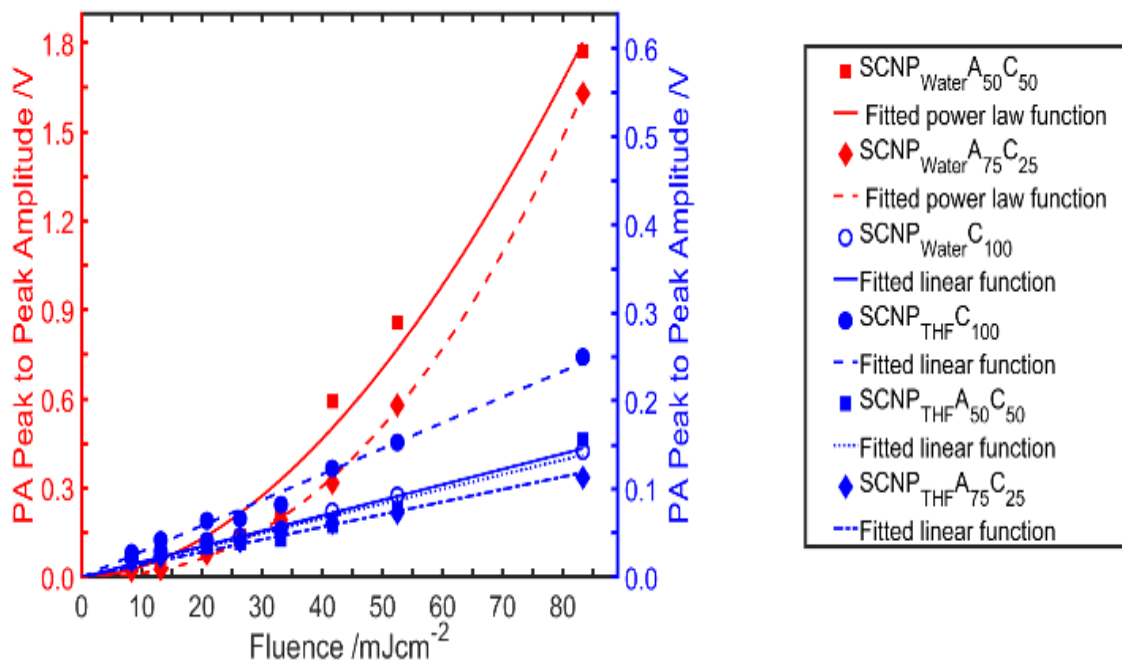
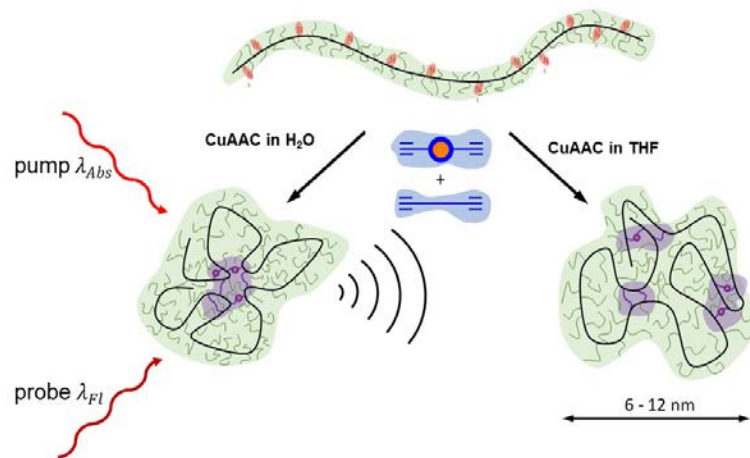
- strong excitonic splitting in collapsed SCNP
- only weak interaction in linear polymer
- excitonic splitting leads to longer τ_{fl}



SCNP - Particle Size and Polarity – Strong Effect on PA (cooperation Prof. Laufer, MLU)



SCNP - Particle Size and Polarity – Strong Effect on PA (cooperation Prof. Laufer, MLU)

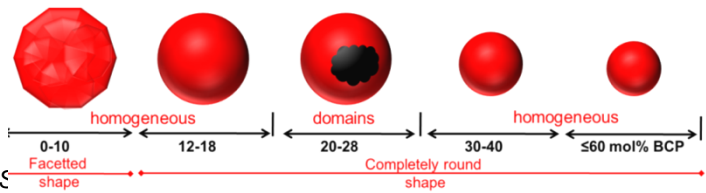


Nanocompartments in vesicular membranes

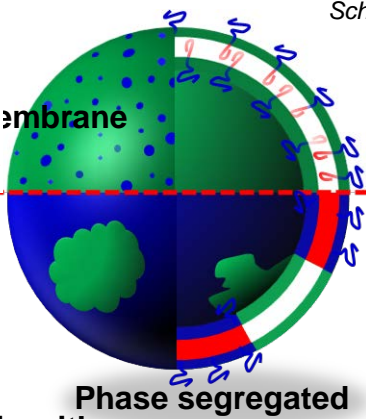
Control of phase segregation/ lateral membrane morphology is possible by composition and temperature (below T_m DPPC)

Assignment of polymer-rich phase by fluorescent labeled BCPs and by antibody interactions

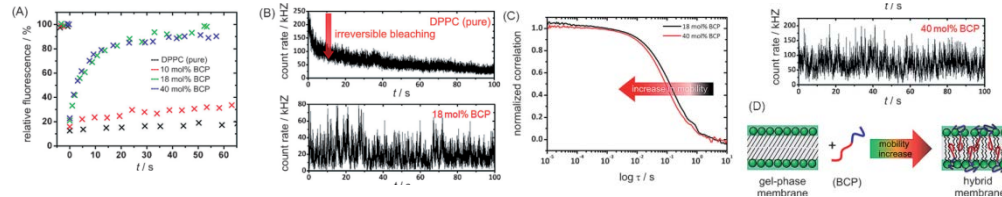
GUV morphologies visualized by Rh-DHPE or diBCP-488



Schulz/Binder *Soft Matter* **2011**, 7, 8100-8110.



Distinct effects of incorporated BCPs on lipid bilayer organization (FRAP and FCS studies)



Schulz/Binder *Angew. Chem. Int. Ed.* **2013**, 52, 1829-1833.

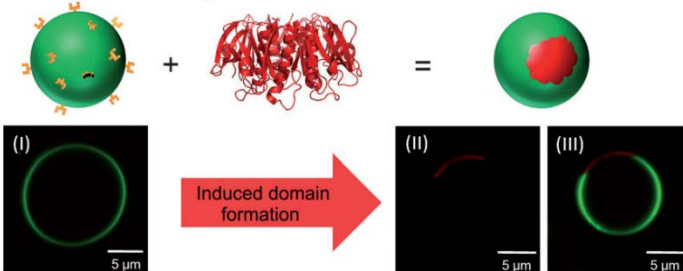
Selective incorporation of polymer-funct. CdSe-NPs into hybrid lipid/polymer membranes



Olobummo/Binder *ACS Nano* **2012**, 6, (10), 8713-8727.
Kressler/BinderLangmuir **2009**, 25, 8320-8329.

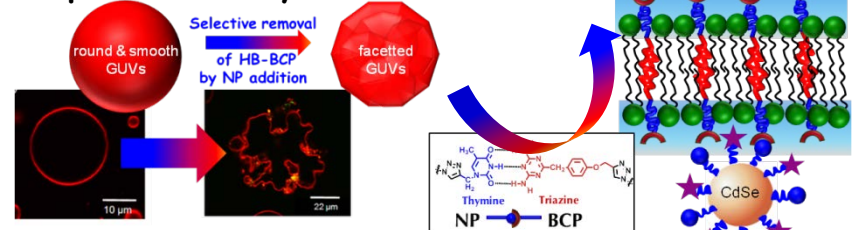
Control of recognition behavior of protein with receptor-funct. hybrid membranes

(C) 30 mol% BCP in hybrid DPPC/BCP membranes



Schulz/Binder *Angew. Chem. Int. Ed.* **2013**, 52, 1829-1833.

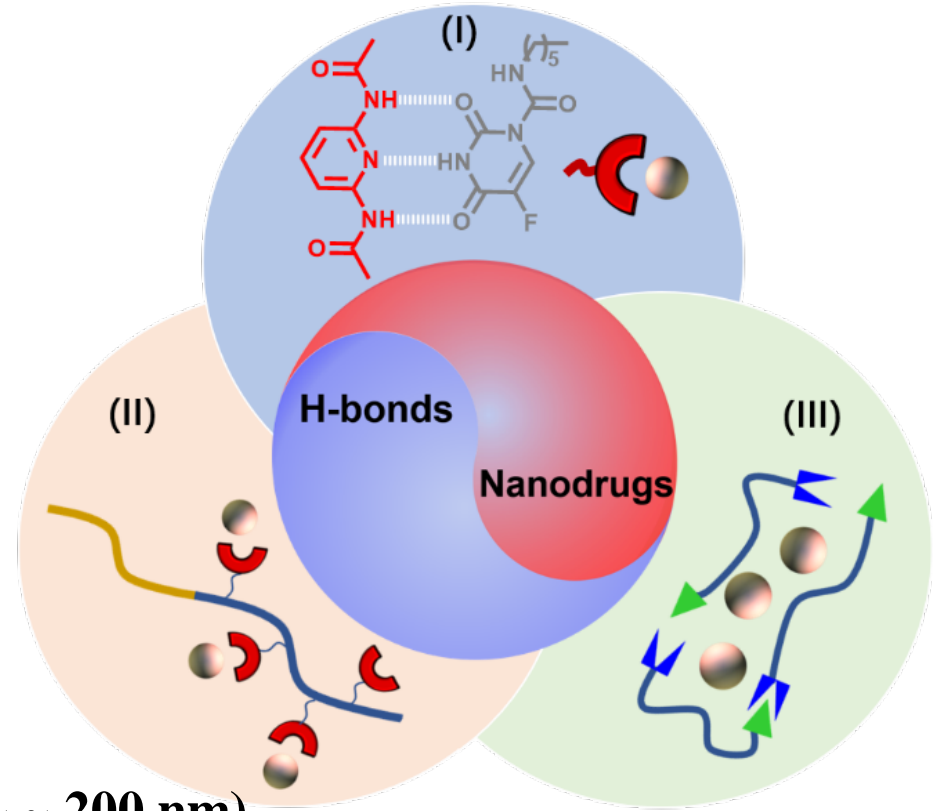
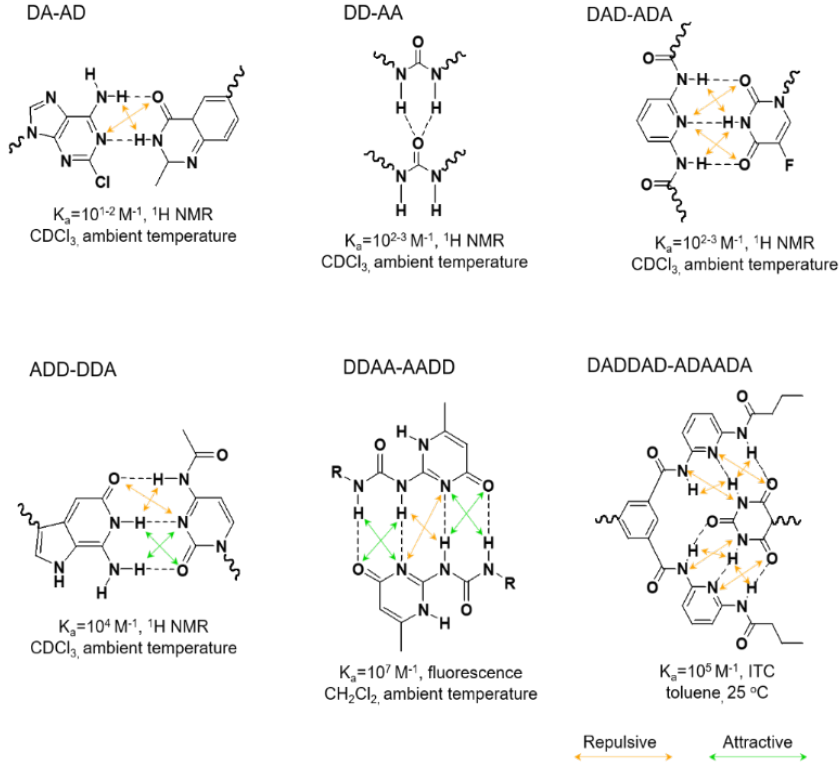
Phase changes induced by CdSe-NP recognition with receptor-funct. hybrid membranes



Olobummo/BinderLangmuir **2014**, 30, 259-267.

Binder *Angew. Chem., Int. Ed.* **2008**, 47, 3092.
Binder *Angew. Chem., Int. Ed.* **2003**, 42, 5802.
Schulz/Binder *Soft Matter* **2012**, 8, (18), 4849.

Drug Delivery by NIR-triggered thermal release




- Fabricate Polymer Micelles (sized ~ ~ 200 nm)
- Equip with additional Hydrogen bonds to favor slow release
- Increase Cargo of Drugs
- Triggered thermal release by NIR-irradiation.

Hydrogen-Bonds Mediated Nanomedicine: Design, Synthesis and Applications

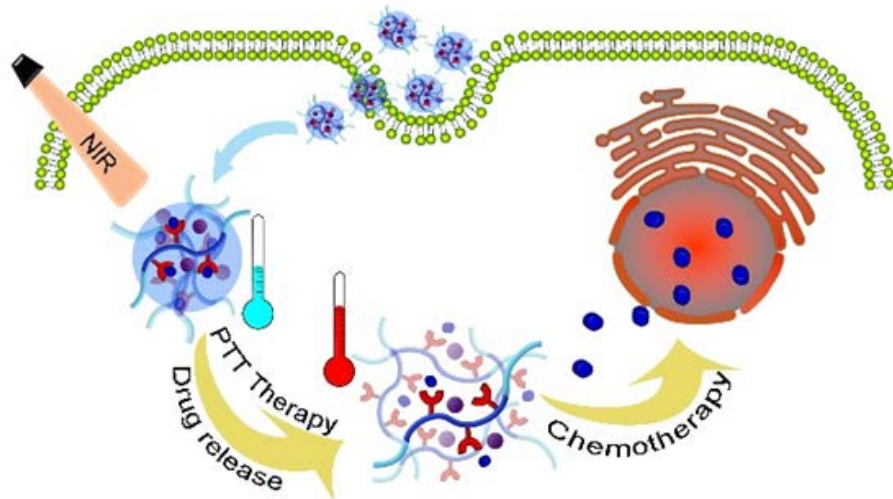
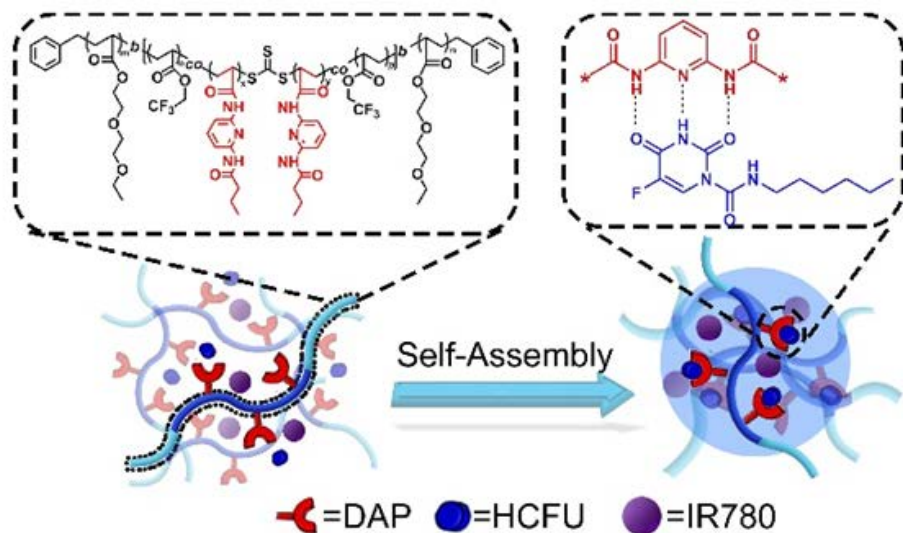
Chen, S.; Wu, Y.; Lortie, F.; Bernard, J.; Binder, W. H.; Zhu*, J.; *Macromolecular Rapid Communications*, 2022, ASAP,

<https://doi.org/10.1002/marc.202200168>




Drug Delivery by photo-thermal release

Collaboration with Prof. S. Chen / Wuhan University (HUST)




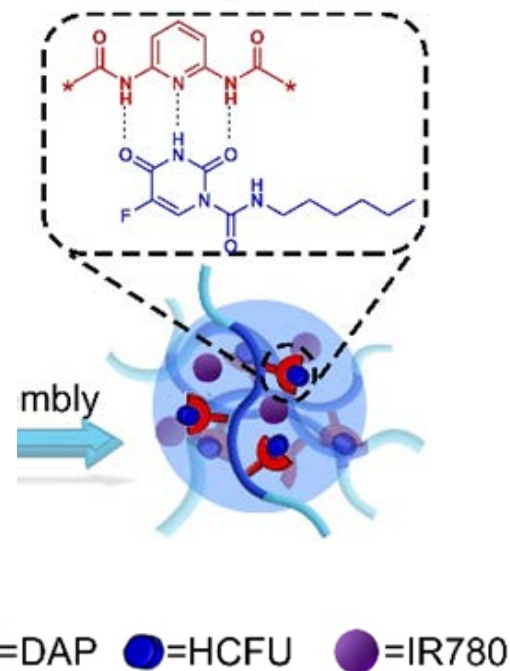
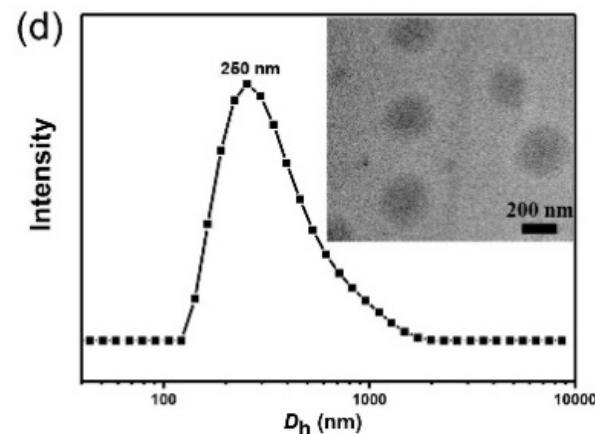
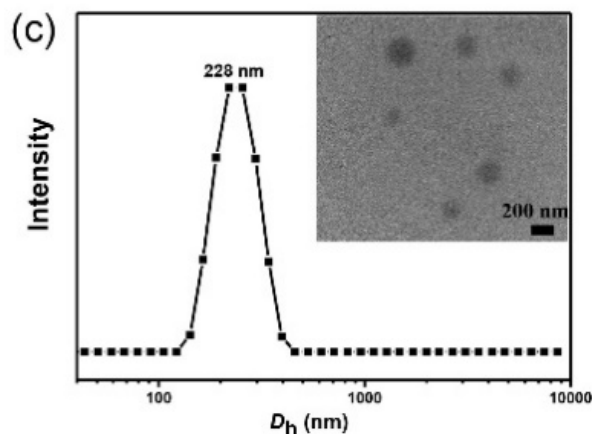
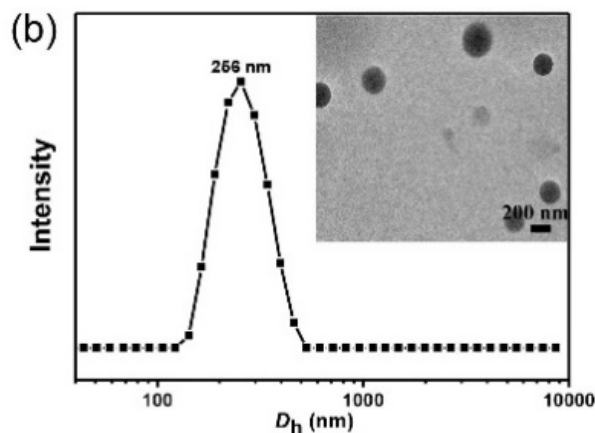
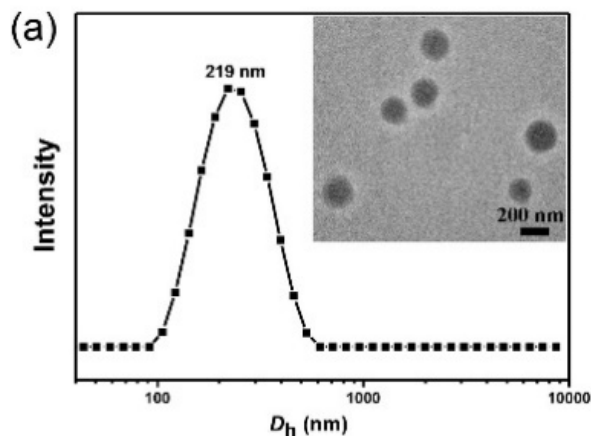
- PEG/Acrylate Blockcopolymeric Micelles
- Load with HCFU via H-bonds
- Triggered Release by NIR-irradiation (808 nm)
- Enhanced and triggered Availability of the HCFU Drug upon Irradiation
- Reduction of Cell Viability by released HCFU



Drug Delivery by photo-thermal release

Collaboration with Prof. S. Chen / Wuhan University (HUST)

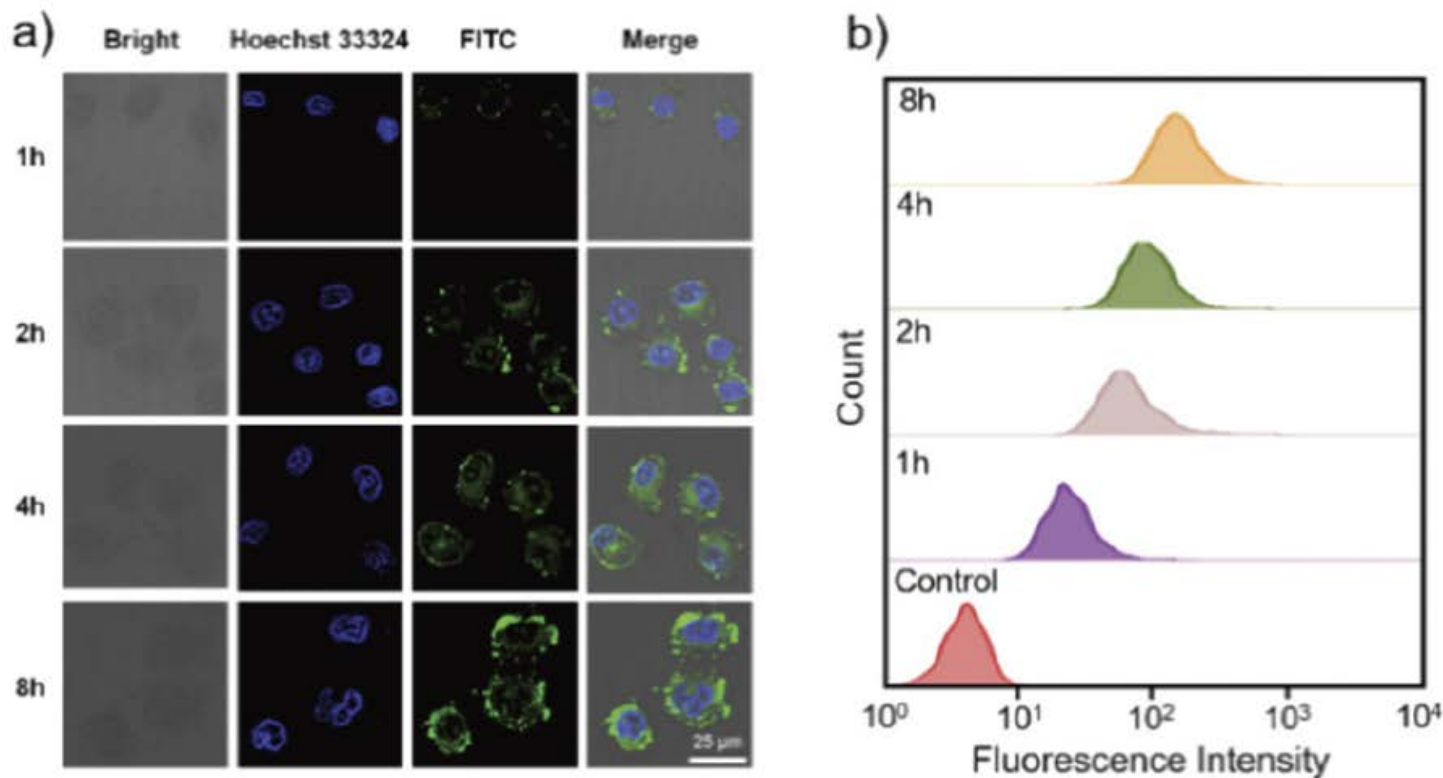
- Polymeric Micelles sized ~ 200 nm
- Bound HCFU via H-bonds inside the micelles




Drug Delivery by photo-thermal release

Collaboration with Prof. S. Chen / Wuhan University (HUST)

➤ CLSM micrographs : Excellent cellular uptake



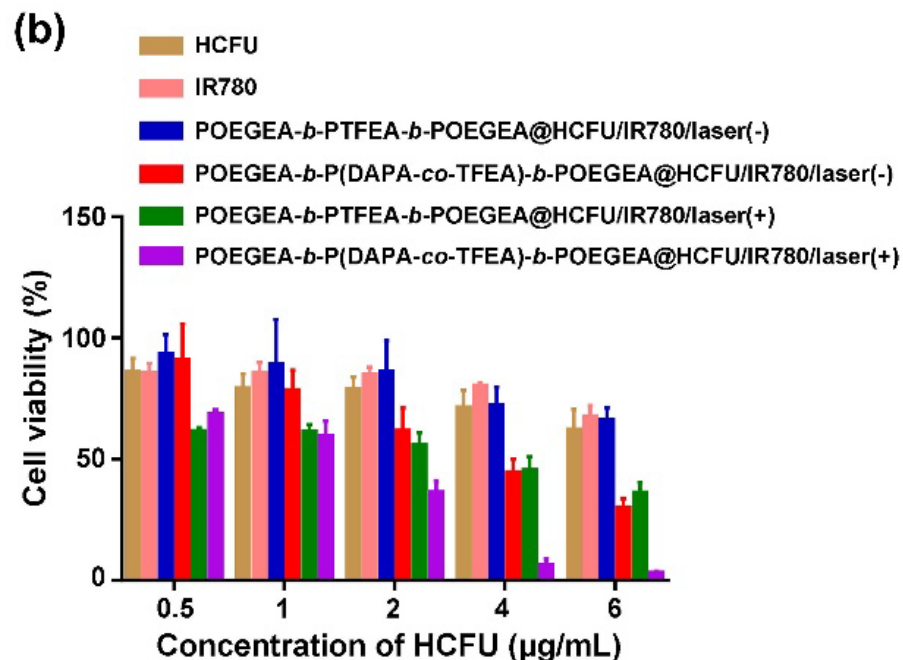
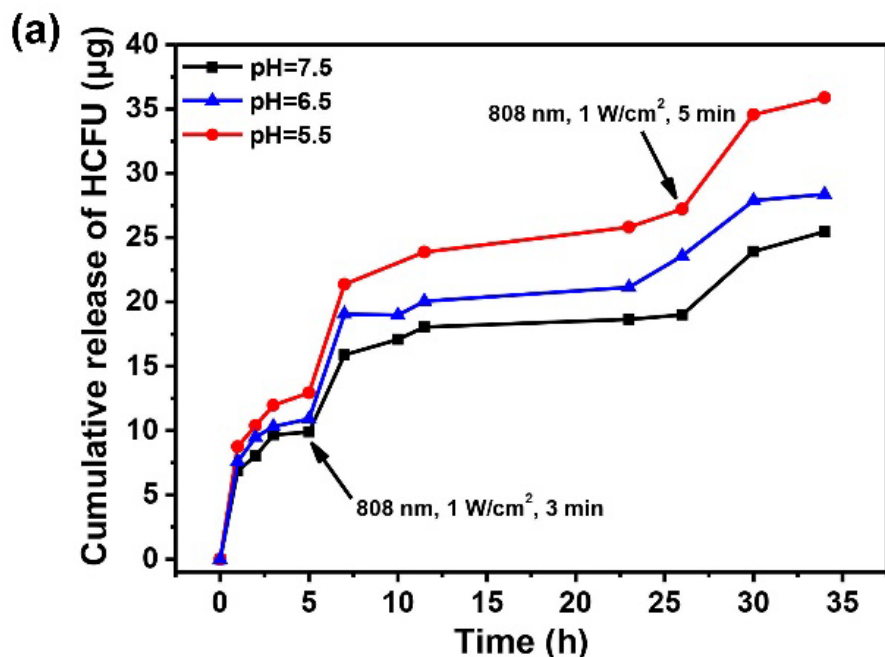
CLSM images of the time-dependent cellular uptake of H-bonded supramolecular polymeric micelles (a), and the fluorescence signal intensity extracted from CLSM.




Drug Delivery by photo-thermal release

Collaboration with Prof. S. Chen / Wuhan University (HUST)

- Release of HCFU by NIR-irradiation
- Reduction of Cell Viability by released HCFU



In vitro drug release-time profiles for POEGEA-*b*-P(DAPA-co-TFEA)-*b*-POEGEA @HCFU/IR780 in PBS buffer at pH 7.5, 6.5 and 5.5 with/without NIR laser irradiation.





Current group members:

- Dr. Anja Marinow
- Susanne Tanner
- Julia Weichhold
- Anke Hassi
- Vico Adjedje
- Andre Paschold
- Dr. Zhou Xiaouang
- Dr. Badhary
- Dr. Marangani
- Dr. Krishnan
- **Newton Sen**
- Marah Alqaisi
- Zviadi Katcharava
- Dmitri Ivanov
- Anastasia
- Jana Krüger
- Chirala
- Adytia Oka
- Dr. Harald Rupp
- Anand R. Ayyar
- Kshitij S. Shinde
- Chenming Li
- Yue Cai
- Faranaz Navazandeh
- **Justus Thümmeler**
- Ana Harting
- Bansary Parvadyia
- **Matthias Rohmer**
- **Özgün Ucak**
- Philipp Hillgeroth
- Amit Kulkarni
- Nicolas Starke

Former PhD-students:

- Philipp Michael
- Diana Döhler
- Ali Shaygan Nia
- Florian Herbst
- Matthias Schulz
- Adekunle Olobummo
- Marlen Malke
- Parvin Zare
- Elena Ostas
- Steffen Kurzhals
- Claudia Enders
- Onur Kir
- Katharina Hackethal
- **Sophie Reimann**
- Philipp Michael
- Clement Appiah
- Alexander Funtan
- **Merve B. Canalp**
- **Stefanie Deike**
- **Jan Freudenberg**
- Michel Biewend
- Haitham Barqawi
- Bhanuprathap Pulamagatta
- Ronald Zirbs
- Robert Sachsenhofer
- Dominique Farnik
- Laura Petraru
- Sonja Petrak
- Christian Kluger
- Heidrun Kerschner
- Ruth Schlifke
- Doris Machl
- Michael Kunz
- Victor Shadurka
- Mirko Einzmann
- Jelena Mijatovic
- Ursula Mais
- Steve Neumann
- Senastian Funtan
- Zhanna Efgrafova

Former Diploma/Master-students:

- Irfan Shahzad
- Neda Kargarfard
- Jens Kaiser
- Michel Biewend
- Jan Freudenberg
- Merve B. Bulut
- Shima Khazraee
- Christoph Pleyer
- Moritz Schüller
- Makafui Folikumah
- Milad Golkaram
- Zhanna Evgrafova
- Stefanie Deike
- Sebastian Funtan
- Steve Neumann
- Sophie Reimann
- Wilma Reimann
- Edward A. Apebende
- Clement Appiah
- Wilton Osim
- Tamoor Babur
- Sinem Gülem
- Chimezie Okolieocha
- Christin Pankratz
- Ali Shaygan Nia
- Diana Döhler
- Philipp Michael
- Adekunle Olobummo
- Maria Gragert
- Marlen Schunack
- Robert Protz
- Marcus Leistner
- David Degenhardt
- Marko Rother
- Matthias Schulz
- Florian Herbst
- Onur Kir
- Steffen Kurzhals
- Elena Ostas
- Harald Weinstabl
- Dietrich Gloger
- Marina Josipovic
- Robert Sachsenhofer
- Thomas Roth
- Ronald Zirbs
- Andrea Lindner
- Sonja Petrak
- Christian Kluger
- Dominique Farnik
- Harald Wutzel
- Andreas Rief
- Andrea Weinstabl

Former PostDocs:

- Dr. Agus Haryono (Indonesia)
- Dr. Ryohei Kakuchi (Japan)
- Dr. Nanwen Li (China)
- Dr. Anja Stojanovic (Austria)
- Dr. Paresch Parekh (India)
- Dr. Sravendra Rana (India)
- Dr. Atsushi Narumi (Japan)
- Dr. Yuuki Sugawara (Japan)
- Dr. Senbin Chen (China)
- Dr. Antonella Campanella (Italy)
- Dr. Sonu Kumar (India)
- Dr. Diana Döhler (Germany), Dr. Philipp Michael (Germany)



Thanks for your attention !



- AC²T research GmbH (<https://www.ac2t.at/>)
- Adidas AG (<https://www.adidas-group.com/>)
- Alenia Aermacchi (<https://www.leonardocompany.com/>)
- Altana/Elantas (<https://www.altana.de/>)
- Carbures (<https://www.airificial.com/>)
- Chempilots (<https://chempilots.com/>)
- Cleancarb (CCB) (www.cleancarb.com)
- Deutsche Forschungsgemeinschaft DFG (<https://www.dfg.de/>)
- DOMO chemicals (<https://www.domochemicals.com/de>)
- Dynea (<https://dynea.de/>)
- Enwair Energy Technologies Corporation (<http://www.enwair.com/>)
- European Aeronautics Science Network, EASN (<https://www.easn.net/>)
- Fraunhofer Institut für Mikrostruktur von Werkstoffen und Systemen IMWS (<https://www.imws.fraunhofer.de/>)
- German Aerospace Center (DLR) (<https://www.dlr.de/>)
- GKN Sinter Metals (<https://www.gknpm.com/>)
- Iolitec Ionic Liquids Technologies GmbH (<https://iolitec.de/>)
- Island polymer industries GmbH (<https://www.islandpolymer.com/>)
- Italian Aerospace Research Center, CIRA (<https://www.cira.it/>)
- Lithops S.r.l. – LITH (<http://www.faaam.com/>)
- Materia Nova, UMONS Inovation center (<http://www.materianova.be/>)
- Merseburger Spezialchemikalien (<http://www.merseburger-spezialchemikalien.de/>)
- Nano4 (<http://www.nano4-materials.com/>)
- Polymerservice Merseburg (<https://www.polymerservice-merseburg.de/>)
- Shell Catalyst & Technologies Leuna GmbH (<https://www.shell.com/business-customers/catalysts-technologies.html>)
- Tekniker (<https://www.tekniker.es/>)
- Trinseo (<https://de.trinseo.com/>)
- TROVOtech (<https://www.trovotech.de/>)
- Vestel Elektronik A.S. (<https://vestelinternational.com/>)

- DFG RTG 2670, TP B2 „Polyphilic Interactions in Polymers“
- EU-BAT-4-Ever Self Healing Polymers in Battery Technologies, Horizon 2020
- DFG Projekt BI1337/14-1 Mikrophasesegregierte ionische Flüssigkeiten als Gating Materialien
- SFB/TRR 102 „Polymers under multiple constraints: restricted and controlled molecular order and mobility“ : TP A03 und TP A12
- DFG SPP 1568 „Design and Principles of Self Healing Materials“ DFG BI 1337/8 plus Folgeprojekte
- EU-IASS on Self Healing Polymers in Aerospace Engineering
- DFG BI 1337/7 – Bonding Dynamics in Supramolecular Polymers
- DFG SFB TR 102 „Crystallization in Supramolecular Polymers“
- DFG FOR 1145 „Triphilic NP/Polymer/Lipid Interaction“
- EU-Project MINILUBES
- Network (Innocluster) on Filler/Rubber NP`s

